



# PARTNACHKLAMM

Garmisch-Partenkirchen – Partnachklamm – Kreuzeck


  
**Garmisch-Classic**  
HAUSBERG KREUZECK ALPSPIITZE


 easy

 5 hours


 Kreuzeckbahn


 Yes


 Partnachalm


 Bayernhaus


 Kreuzalm

 Kreuzeckhaus

 Kandahar 2 (Kreuzeckbahn base terminal)

 Olympia Ski Stadium (subject to charge)

 With bus number 2 from Kreuzeck to the Olympic Stadium



© magamm - Fotolia

**Start:** Olympia-Ski Stadium  
Garmisch-Partenkirchen

**Finish:** Kreuzeckbahn base station

This tour starts at the Olympia-Ski Stadium Garmisch-Partenkirchen and heads towards Partnachklamm Gorge. During the circa 25 minute walk along an asphalted road, the spectacular natural spectacle will grab your attention with thunderous torrents of water. From the Eingangs Hut, the route leads along the Zugspitze Glacier outflow for another 30 minutes on well-developed paths through the gorge. At the end of Partnachklamm Gorge, the trail leads on to Partnachalm and Bayernhaus on the 1,340-metre Hausberg Mountain. From there, follow the trail through mea-

dows and shady paths to Kreuzeck. After riding back down to the valley with the Kreuzeckbahn and savouring some well-earned refreshments at Café Kandahar 2, the number 2 local bus will take you back to your starting point.

*Worth visiting*  
Partnachklamm Gorge

